

## Gerunds after *like / don't like / love / hate* etc. Level: B1/B2

**Before the lesson:** Copy the worksheets.

### Stage 1 – 15 minutes

1. Put the class in groups and hand out the picture worksheet. There are 15 numbered pictures.
2. Now tell the class that they are going to get a bit more information about you.
3. Use the list of sentences on the second worksheet but make it correct for you – lie if you like. **The task** is to call out the number of the picture that matches what you say at the end of each one. The first, for example, is number 14.
4. Now you can go through the pictures to see if they can remember what each picture represents – use the -ing form to describe it and drill the pronunciation as you go along.

### Stage 2 – 8 minutes – adverbs and verbs

1. Put the following on the board in two columns:

can't stand	
dislike	
enjoy	quite
hate	really
like	
love	

2. Now put a line on the board with a smiley at one end and a glum face at the other:

☺ ----- ☹

and ask the students to do the same on a piece of paper. Get them to put the verbs in the right place along the line. Do this individually and then get them to compare in pairs. At the end, you should have a cline from *love* at one end to *can't stand* at the other.

3. Now focus on what inserting the adverbs does – *really* make things stronger and can be used with **all** the verbs; *quite* makes verbs weaker and can **only** be used with *enjoy* and *like*.
4. Give and get lots of examples to make the concepts clear.

### Stage 3 – 10 minutes

1. This stage involves them correcting the sentences to make them right for them. See the examples at the start of the worksheet. Go through the examples on the board, explaining how to change the sentences by deleting and inserting words. Note that the -ing form remains at all times.
2. The class do this stage individually while you circulate, monitor and help.














### Stage 3 – 15 minutes

1. Once they have finished and you have checked the answers with most of them, they now have to stand up and circulate to 'find someone who ...'
2. You **must** demonstrate this and provide the language of "Do you like ...?", "What do you really hate?" etc. They need to find someone who likes the same things that they do and dislikes the same things etc. For example, they ask, "Do you like cooking" and if the answer is yes (including *really love* cooking) for both of them, they can tick that sentence and move on. Demonstrate the activity with a couple of students and then let them run.
3. At the end, have a round up to check the use of the -s on the 3<sup>rd</sup> person. For example, "I like camping and Alexandra really loves camping so we both like it."

### Stage 4 – the miming game – 15 minutes

1. Divide the class into two teams.
2. Demonstrate miming one of the activities. The class need to call out in a whole sentence when they get the activity, e.g., you mime 'horse riding' and they call out 'She/he quite/really likes horse riding!' or 'You really love horse riding!' The teams get no points for simply shouting 'horse riding', no matter how loudly. Insist on this from the beginning.
3. Do four or five with the verb 'like'.
4. Now put the other verbs on the board – *hate, can't stand, dislike, enjoy* – and get people to mime the remaining activities. Rules as above – no points for shouting out the noun.
5. When they have done all 15 activities, see if anyone can mime something not on the list, e.g., skiing, roller skating or playing baseball.

Match what you hear to the pictures:

<p>1</p> 	<p>2</p> 	<p>3</p> 
<p>3</p> 	<p>5</p> 	<p>6</p> 
<p>4</p> 	<p>7</p> 	<p>9</p> 
<p>8</p> 	<p>10</p> 	<p>12</p> 
<p>11</p> 	<p>14</p> 	<p>15</p> 

Make these sentences right for **you**, like this. If the sentence is OK, put a ✓:

I ~~really~~ ~~hate~~ camping. = I quite like camping

I ~~dislike~~ shopping. = I quite like shopping.

I really ~~like~~ sailing. = I really hate sailing

I really like sailing.	=
I really hate camping.	=
I can't stand working in the garden.	=
I enjoy meeting friends in town.	=
I dislike shopping.	=
I quite enjoy cooking.	=
I love painting.	=
I don't like walking on the beach.	=
I hate horse riding.	=
I quite like sunbathing.	=
I like meeting friends in the park.	=
I quite like reading.	=
I really don't like playing football.	=
I really love playing board games.	=
I don't like playing basketball.	=